

E LEVEL - SENIOR EXPERT

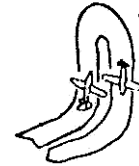
The candidate must demonstrate, on two successive attempts on the same day, his or her ability to:

- 1) Start the engine in the pit area
- 2) Taxi the aircraft to the take-off area, head it into the wind, stop its forward movement in front of the take-off line.
- 3) Take off within the designated runway

Execute the following maneuvers immediately after completion of item #3 above, and in the order shown:

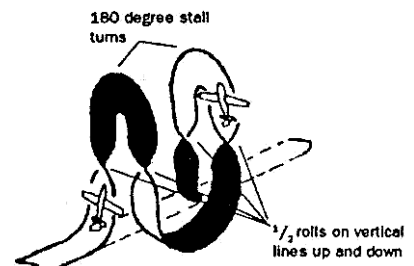
Note: Flight direction shown in diagrams may not correspond to proper upwind or downwind direction for maneuver.

4) Upwind: Stall Turn



Stall Turn (Hammerhead)

5) Downwind: F.A.I. Rolling Figure M



Rolling Figure M

6) Upwind: F.A.I. Four Point Roll



4 Point Roll

7) Downwind: F.A.I. Three Outside Loops




3 Outside Loops

8) Upwind: F.A.I. Slow Roll



Slow Roll (5 seconds +)

9) Downwind: F.A.I. Top Hat



Tophat

Continued on following page